

MAZDA6



SKYACTIV TECHNOLOGY
VEHICLE DYNAMICS

ZOOM-ZOOM

MORE REFINED THAN EVER

When we imagined the new Mazda6, we envisioned refined luxury with an exhilarating drive.

Its confident stance and athletic form are the vision of Mazda's 'KODO – Soul of Motion' design. KODO captures the very instant energy becomes motion. It's the muscular beauty you see when an animal pounces, or when a human leaps into action.

By uniting exceptional fuel economy, agile performance, aerodynamics and a body design that contributes to both high-speed stability and fuel efficiency, the new Mazda6 is a living, driving embodiment of perseverance.



KODO | SOUL of MOTION



KODO DESIGN



(2.5L & 2.2L Diesel variants only)

Adaptive LED headlights (ALH) for maximum visibility.

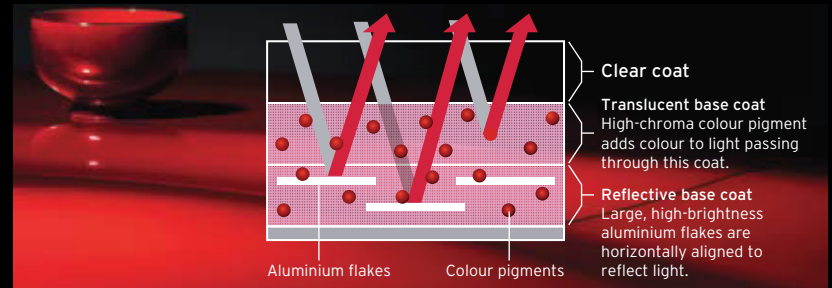


LED taillights.



(2.5L & 2.2L Diesel variants only)

19-inch Alloy Wheels.



Signature paints from Mazda offering the luster and depth conceived by the creative minds of our designers, this rich hue is the result of a myriad of spray processing innovations.

EXCELLENT PERFORMANCE IMPRESSIVE EFFICIENCY

Conventional internal combustion engines only harness around 30 percent of the potential energy of fuel. So, Mazda engineered smarter engines that offers plenty of torque while using little fuel.

Mazda6 represents breakthrough performance in terms of efficiency with both the petrol & diesel engines.

The SKYACTIV-G engine delivers powerful torque at low to mid-range speeds, linear acceleration response and an exhilaratingly powerful feel.

The SKYACTIV-D clean diesel engine offers one of the most efficient and powerful choices available, the lowest compression ratio among diesel engines, contributing to lower CO² and NOx.

Simply put, engines with SKYACTIV TECHNOLOGY can squeeze far more energy out of every drop of fuel than ever before.



SKYACTIV-D 2.2L DIESEL ENGINE

The clean-running SKYACTIV-D 2.2L engine offers outstanding torque and exhilarating performance delivering right up to high engine speeds.

The compression ratio of 14.0:1 is the lowest in the world for such an engine which means less friction and inertia for higher-revving and more exciting power. It also features a Natural Sound Smoother and Natural Sound Frequency Control, which reduces and suppresses knocking noise.

A built-in two-stage turbocharger delivers high torque and response at low speeds, high power at high speeds so that you can sit back and focus on the pure fun of driving.

MAXIMUM TORQUE:

450Nm/2,000rpm*

FUEL EFFICIENCY:

5.2L/100km*

*Based on Mazda6 2.2L Clean Diesel variant. Fuel efficiency results are based on a combined fuel test cycle (Urban & Extra Urban).
Test Method: UN Regulation 101. Origin: United Nations.

822



HUMAN MACHINE INTERFACE



(2.5L & 2.2L Diesel Variants Only)

MZD Connect with full-colour touch screen display now features 360° View Monitor. Four separate cameras provide a complete 360° view around the vehicle, helping you minimise blind spots and avoid potential danger.



MZD Connect with full-colour touch screen display and commander control lets you make calls, change your music and more without needing to take your hands off the wheel.



Electronic Parking Brake & Auto Hold Function.

LUXURIOUS COMFORT



From the moment you get in, you will be quietly impressed with the understated luxury of the new Mazda6.

The stylish dash envelops you with thoughtfully located controls and read-outs so you can focus on the drive. The interior environment is one of uncluttered elegance. Subtle details like ambient overhead console lighting and interior trim add a luxurious touch.

Every trip is enhanced with the MZD Connect infotainment system which helps and keeps you entertained, informed and connected - all while keeping you focus on the road ahead.



Meter clusters with a LCD display panel showing multiple information to assist your drive.



(2.5L & 2.2L Diesel Variants Only)

Active Driving Display projects key data directly onto the windshield, improving safety by reducing distraction.



High level of craftsmanship & build quality



Rear air conditioning vents.



(2.5L & 2.2L Diesel Variants Only)

11-Speaker BOSE® Surround Sound System.

THE HIGHEST STANDARDS OF SAFETY



A priority of every Mazda vehicle is to maximise the safety of every passenger on board.

The new Mazda6 comes equipped with many of Mazda's i-ACTIVSENSE advanced safety technologies that helps to assist the driver to avoid potential hazards, or help minimise damage as a result of unavoidable impact.

It also comes equipped with SRS airbags and technology such as rear parking sensors, Emergency Stop Signal (ESS), Dynamic Stability Control (DSC), Traction Control System (TCS), Emergency Brake Assist (EBA) and Electronic Brake-force Distribution (EBD) as standard to help you stay in tune with your Mazda6 and focus on the road ahead.

ADVANCE SAFETY TECHNOLOGIES

ADAPTIVE LED HEADLIGHTS (ALH)



ALH individually controls a number of LEDs to broaden visibility at low speeds, shape the high beam to help avoid dazzling other drivers and raises beam height at highway speeds to extend vision area.

**SMART CITY BRAKE SUPPORT (SCBS)
FRONT & REAR**



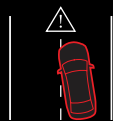
At forward speeds of 4-30km/h (and reverse speeds of 2-8km/h), SCBS monitors the vehicle in front or the rear to assess the likelihood of a collision. If a high risk is detected, it issues visible and audio warnings and primes the brakes for a faster response. If the driver doesn't brake, SCBS brakes automatically.

**BLIND SPOT MONITORING (BSM)
REAR CROSS TRAFFIC ALERT (RCTA)**



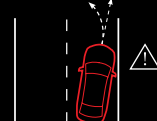
BSM alerts drivers of the presence of vehicles approaching from behind and in the adjacent lane on either side by displaying an icon in the appropriate door mirror. RCTA alerts the driver when it detects vehicles approaching from either side during reversing operations.

LANE DEPARTURE WARNING SYSTEM (LDWS)



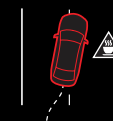
LDWS automatically senses lane markings on the road and alerts the driver when it predicts the vehicle is going to unintentionally depart from its lane.

LANE-KEEP ASSIST SYSTEM (LAS)



LAS adds to the Lane Departure Warning System by performing minor steering corrections to re-center the vehicle in its lane upon sensing an unintentional lane departure.

DRIVER ATTENTION ALERT (DAA)



DAA reduce accidents caused by inattentiveness due to driver fatigue. The system comes into play at speeds above 65 km/h and begins to "learn" the driver's habits, watching inputs and the vehicle's movements in the early stages before fatigue becomes a factor.

SKYACTIV VEHICLE DYNAMICS G-VECTORING CONTROL (GVC)

MORE CONNECTED IN THE CURVES

In pursuit of perfecting the driving dynamics of our Mazda vehicles, we developed SKYACTIV-VEHICLE DYNAMICS with G-Vectoring Control (GVC), a new technology to help achieve a smoother, and less fatiguing drive.

The system works seamlessly by controlling the G-forces going through the car while in motion by shifting the gravitational forces, this lets you enjoy both city driving and twisty roads with confidence. Why do we obsess over subtle improvements? Because we believe that by refining even the smallest of details, we can make driving better.

Turn-in starts - GVC activated

- Engine torque reduction
- Load shifts to front wheels

▶ Enhanced cornering response

Taking corners

- GVC senses steering angle
- Optimum engine torque calculated, instruction sent to engine

Steering angle maintained

- Engine torque restored
- Load shifts to rear wheels

▶ Enhanced cornering stability

SKYACTIV TECHNOLOGY



SKYACTIV-G / SKYACTIV-D

The high-efficiency petrol & diesel engine delivers crisp response and great torque for lively performance both in city and highway driving.



SKYACTIV-DRIVE

Fast, smooth gearshifting along with the direct, connected feel of a manual transmission - that is the responsive 6-speed SKYACTIV-DRIVE.



SKYACTIV-BODY

SKYACTIV-BODY employs optimized structures and advanced materials to simultaneously achieve lighter weight and increased rigidity for better safety and handling performance.



SKYACTIV-CHASSIS

The lightweight SKYACTIV-CHASSIS provides more comfort and security via its suspension setup, while at the same time delivering Mazda's hallmark fun-to-drive feel.



i-STOP

Mazda's i-Stop Idling Technology automatically shuts down the engine when you come to a complete halt after braking, avoiding fuel wastage while stationary in traffic or at a traffic light junction.



i-ELOOP*

The regenerative braking system captures the energy lost during deceleration, and saves it as electrical power in a revolutionary high capacity Electric Double Layer Capacitor (EDLC). The stored electricity is used to power the car's electrical equipment.



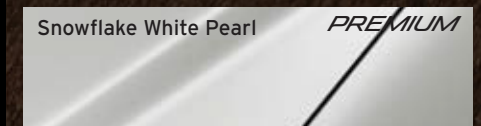

*2.5L Models Only.

MAZDA6 TECHNICAL SPECIFICATIONS

● equipped — not available

Variant		Sedan	Sedan	Touring	Sedan Diesel
Engine Type		SKYACTIV®-G 2.0L	SKYACTIV®-G 2.5L		SKYACTIV®-D 2.2L
Powertrain					
Type		DOHC 16-Valve 4 Cylinder			
Displacement	cc	1,998	2,488		2,191
Maximum Power	Hp / rpm	162 / 6,000	192 / 6,000		188 / 4,500
Maximum Torque	Nm / rpm	213 / 4,000	258 / 4,000		450 / 2,000
Compression Ratio		13.0 : 1	13.0 : 1		14.0 : 1
Fuel System		Direct Injection			
Fuel Tank Capacity	L	62			
Transmission		SKYACTIV®-DRIVE 6-Speed Automatic with Manual Shift Mode			
Chassis					
Steering Type		Electronic Power Assisted Steering (EPAS)			
Parking Brake		Electronic Parking Brake			
Suspension Type	Front / Rear	MacPherson Struts / Multi-Link			
Brake Type	Front / Rear	Ventilated Disc / Solid Disc			
Tyre Size		225 / 55 R17	225 / 45 R19		
Dimension					
Overall Length x Width x Height	(mm)	4,865 x 1,840 x 1,450	4,865 x 1,840 x 1,450	4,800 x 1,840 x 1,480	4,865 x 1,840 x 1,450
Wheelbase	(mm)	2,830	2,830	2,750	2,830
Curb Weight	(kg)	1,515	1,590	1,605	1,642
Exterior					
LED Front Headlights with Auto On/Off with Auto Leveling Function		●	●	●	●
LED Daytime Running Lights		●	●	●	●
LED Taillights		●	●	●	●
Rain-Sensing Variable-Intermittent Windshield Wipers		●	●	●	●
Mazda Advance Keyless Entry		—	●	●	●
Power Sunroof with Sliding & Tilt Glass		—	●	●	●
Interior					
Engine Start / Stop Button		●	●	●	●
Active Driving Display (Color Windshield-Projection Display)		—	●	●	●
8" MZD CONNECT Infotainment System with Multi-Function Commander Control & Voice Command		●	●	●	●
AM / FM Tuner with Auxiliary-Audio Input Jack & CD Player, USB Ports x4		●	●	●	●
Audio Speakers		6 Speakers	11 Speakers BOSE® Sound System		
Leather Steering Wheel (Tilt & Telescopic) with Audio, Bluetooth® Hands-Free & Cruise Control Switches		●	●	●	●
+/- Gear Paddle Shifters		—	●	●	●
Dual-Zone Auto Climate Control with Rear Air Conditioning Vents		●	●	●	●
One-Touch Power-Folding Side Mirrors With Integrated Turn Indicators		●	●	●	●
One-Touch (Up & Down) Power Windows with Anti-Pinch		●	●	●	●
Auto Dimming Rear View Mirror		●	●	●	●
Sport Mode Drive Selection Switch		●	●	●	—
10-Way Power Adjustment (Driver Side Only) - Tilt, Lift, Lumbar, Slide & Recline		●	●	●	●
Reverse Camera With Distance & Width Guide Lines		●	w / 360 View Monitor		
Advance Technologies					
Mazda G-Vectoring Control Technology		●	●	●	●
Mazda i-Stop Idling Technology		●	●	●	●
Mazda i-Eloop Technology		—	●	●	—
Standard Safety Technologies					
6 SRS Airbags - Front Driver & Passenger, Side and Curtain		●	●	●	●
Anti-Lock Braking System (ABS), Dynamic Stability Control (DSC), Electronic Brake-Force Distribution (EBD)		●	●	●	●
Emergency Brake Assist (EBA), Traction Control System (TCS), Emergency Stop Signal (ESS) & Hill Launch Assist (HLA)		●	●	●	●
Front Seat-Belts with Pretensioners & Load Limiter & Height Adjustable Anchorages		●	●	●	●
ISOFIX Child Seat Anchors		●	●	●	●
Walk Away Lock		—	●	●	●
i-ACTIVSENSE - Advance Safety Technologies					
Adaptive LED Headlights (ALH)		—	●	●	●
Lane Departure Warning System (LDWS), Lane Keep Assist System (LAS), Driver Attention Alert (DAA)		—	●	●	●
Blind Spot Monitoring (BSM) & Rear Cross Traffic Alert (RCTA), Smart City Brake Support (Front & Rear)		—	●	●	●

EXTERIOR COLOURS



All images shown are for illustration purposes only. Colours and specifications shown may vary from the actual vehicles. Specifications may subject to change without prior notice.

For further information, please contact:

Authorized Mazda Dealer

ACT-CHIEVERS SDN BHD (835939-X)

Taman Midah : 03 - 9130 2266

Ulu Kelang : 03 - 4266 9122

PRIMA MERDU / BERMAZ

WWW.MAZDA.COM.MY | f MAZDA MY | MAZDA ZOOM-ZOOM LINE: 1800-22-8080

FRANCHISE HOLDER/IMPORTER: PRIMA MERDU SDN BHD (803486-M) SOLE DISTRIBUTOR: BERMAZ MOTOR SDN BHD (173654-K)

No. 7, Jalan Pelukis U1/46, Temasya Industrial Park Seksyen U1, 40150 Shah Alam, Selangor Darul Ehsan. General Line: 03-76278888 Fax: 03-76278963

*5 years manufacturer warranty, or first 100,000km whichever comes first. 5 years free scheduled maintenance, or first 100,000km whichever comes first. Terms & conditions apply.

FULLY IMPORTED

11042019V10