
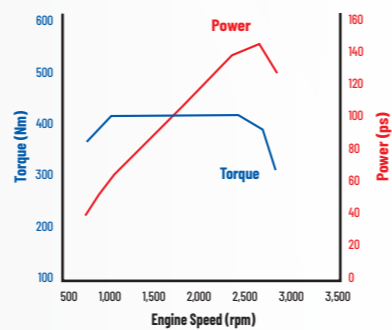


POWERTRAIN



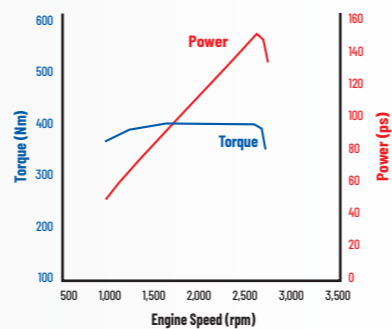
NPR PRO 4HL1-TC

Displacement: **4,778cc**
 Max. Output (Gross): **135ps (99.3kW) @ 2,600rpm**
 Max. Torque: **372Nm @ 1,600rpm**



NPR 150 / NQR PRO 4HK1-TC

Displacement: **5,193cc**
 Max. Output (Gross): **150ps (110kW) @ 2,600rpm**
 Max. Torque: **404Nm @ 1,500 - 2,600rpm**



USEFUL FEATURES



Longer leaf spring is sturdier, capable of handling heavier loads with less deflection for better driving comfort.



80 Amperes (Applicable for NPR8UHL / UKH only.)
90 Amperes (Applicable for NPR75UHL / UKH & NQR75UKN / ULN only.)



6 speed gearbox ensures suitable gear selection.

• JPJ Regulation Compliance and Specifications may vary.

TALLER Cargo Space

+

WIDER Cargo Space

=

BIGGER Cargo Space



Wider treads with bigger axle capacity allows installation of various cargo bodies offering greater versatility for any business.

80 and 90 amperes alternator provides high voltage for high consumption electrical application.

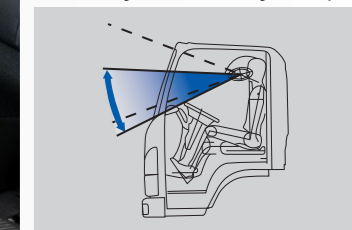
INTERIOR



Best-in-class spacious and quiet cabin with ergonomically designed and placed interior panels positioned for improved visibility makes driving more comfortable with ample room for 3 adults.



Wide-angle mirror offers extra visibility of surroundings and minimising blind-spots.



Excellent all-round visibility.


FOR SAFETY, COST-SAVINGS AND THE ENVIRONMENT



Halogen reflectors provide outstanding illumination over a broad area to improve night time visibility and safety.



90 Degrees door opening.



Built-in channels on roof deflects rainwater away from windscreen, hence reducing view distractions and prevents fogging up conditions.



Rear fog lamp and reverse sensor.




Headlight leveling. Preferred headlight beam position can be maintained when truck is loaded and when it has no load.



Door impact beam with high tensile strength reinforcement frame.



Energy absorbing steering wheel and column.



WIDE BRAKE LINING
 100mm (NPR) / 120mm (NQR)
 More durable when carrying maximum load and contributes to longer-lasting brakes.