

# KONA



# You drive it. You define it.

Real style is a matter of being yourself on purpose. Like the all-new KONA. Distinctive and individual, its uniquely confident look sets it apart from every SUV in the class. Because we don't really see the fun in more of the same.



Cascading grille and twin headlight design



LED rear lamps\*



Roof rack\*\*



Leather seats\*



LED headlamps\* with daytime running lights



Two-tone exterior mirrors with LED indicator\*\*



Two-tone roof and rear spoiler\*\*



60 : 40 rear folding seats

# Features

The all-new KONA provides you with modern and innovative conveniences that makes life easier - like wireless charging for your phone, a rear-view camera and even a tyre pressure monitoring system for safety.



17" alloy wheel



18" alloy wheel\*



Keyless entry with start / stop button



8-way power seats with 2-way lumbar support\*



Single zone full auto air condition\*



Rear-view camera with dynamic parking guide



Digital information cluster



Wireless phone charging\*\*



Parking distance warning - Front\*\* & rear



Tyre pressure monitoring system

# You rock it.

It's also the attention to detail that makes the all-new KONA so special. Discover an exceptional level of comfort with high quality materials throughout, for a sensuous and refined feel. No more boring dashboards! And no matter how you choose to explore what drives you, the all-new KONA provides you with the seamless connectivity you expect and innovative tech that makes life easier. Like an 7" touch screen display that makes everything easily accessible with Apple CarPlay™ and Android Auto™. Express yourself.

Apple CarPlay™ is a registered trademark of Apple Inc. Android Auto™ is a registered trademark of Google Inc.



7" touch screen display



Heads up display (HUD)\*





Pictures are for illustration purposes only. Actual units may differ. Terms & conditions apply.

# You boost it.

As you like it; power, fun, and efficiency, KONA offers the choice between two highly efficient petrol powertrains. At the top, you have a turbocharged 1.6L T-GDi that delivers 177 PS that coupled with a 7-speed dual-clutch transmission (DCT). The DCT combines the fuel efficiency and driving fun of a manual transmission with the convenience of an automatic transmission. There is also a powerful 2.0L natural aspirated engine with 149 PS. It comes with a 6-speed automatic optimised for greater fuel-efficiency.



7-speed dual-clutch transmission (DCT)\*\*

## Gamma 1.6L T-GDi Petrol

177	Maximum power PS/5,500rpm
265	Maximum torque Nm/1,500~4,500rpm
7.7	Acceleration (0-100km/h) Seconds



## Nu 2.0 MPi Petrol

149	Maximum power PS/6,200rpm
180	Maximum torque Nm/4,000rpm
10	Acceleration (0-100km/h) Seconds





Pictures are for illustration purposes only. Actual units may differ. Terms & conditions apply.

# Safety

The all-new KONA benefits from superior rigidity through the use of advanced high strength steel and high impact energy absorption that protects passengers in the event of a collision. The structure of the cabin is designed to disperse energy in the event of a collision, therefore reducing impact to occupants.





# Hyundai SmartSense™

Hyundai's cutting-edge driver assistance system, built to provide you with more safety and peace of mind. From braking to avoid collisions, to detecting vehicles in your blind spot, SmartSense systems constantly monitor your environment to protect you from potential hazards while driving.




## Blind-Spot Collision Warning (BCW)\*

Using 2 radar sensors in the lower rear bumper, the system visually warns you of traffic in the blind spot area. Should you set the turn indicator in such a situation, the Lane Change Assist will sound an acoustic alert.




## Rear Cross-Traffic Collision Warning (RCCW)\*

When reversing out of a narrow parking space, the Rear-Cross Traffic Collision Warning reduces the risk of a collision. Using 2 radar sensors at the rear, it warns you in case of any approaching cross traffic.




## Lane Keeping Assist (LKA)\*\*

A steering assist function that detects lane markings to monitor the vehicle's position in the lane. Should the vehicle stray from the intended lane without activating the indicator, an audible and visual warning will be sounded and when required, will provide steering intervention to keep the vehicle in the centre of the lane.



## Smart Cruise Control (SCC)\*\*

While traveling at a set speed, it uses radars to maintain a safe distance from the car ahead.



## Forward Collision Warning (FCW)\*\* & Avoidance Assist (FCA)\*\*

When the car ahead is too close, the system utilises front radar sensors and windshield mounted camera to detect the proximity. It can also pick up pedestrians that are travelling in front and will automatically apply the vehicle's brakes in the case of a potential collision.



## Driver Attention Warning (DAW)\*\*

A driver protection feature which helps monitor driving patterns in order to detect reckless or fatigued driving and prevent potential accidents. The system analyses various vehicle signals such as steering angle, steering torque, vehicle's positioning in the lane and driving time. If the system detects inattentive driving patterns, an audible sound and message on the display panel will bring this to the driver's attention.

# Exterior colour

Chalk white



Lake silver



Phantom black



Pulse red



Ceramic Blue



Blue lagoon



# Interior colour

## 2.0

Grey stitching with black seatbelts



## 2.0 Active

Red stitching with red seatbelts



Lime stitching with lime seatbelts



Grey stitching with black seatbelts



## 1.6 Turbo

Red stitching with red seatbelts



Lime stitching with lime seatbelts



Grey stitching with black seatbelts



# Dimensions



Wheel tread\* 1,559  
Overall width 2,052  
(including door mirrors)



Wheel base 2,600  
Overall length 4,165

Overall height 1,550



Wheel tread\* 1,568  
Overall width 1,800  
(excluding door mirrors)

Unit : mm

\*Wheel tread : 16" (front / rear) - 1,575 / 1,584  
\*Wheel tread : 17" (front / rear) - 1,563 / 1,572

# Specifications

Type	2.0	2.0 Active	1.6 Turbo
<b>Drive Train</b>			
Engine	Nu 2.0 Atkinson	Nu 2.0 Atkinson	Gamma 1.6 T-GDi
Acceleration (0-100km/h)	10s		7.7s
Displacement (cc)	1,999 cc		1,591 cc
Bore x Stroke (mm)	81 x 97		77.0 x 85.44
Compression Ratio	12.5 : 1		10 : 1
Max Power (PS/rpm)	149/6,200		177/5,500
Max Torque (Nm/rpm)	180/4,000		265/1,500 – 4,500
Transmission	6-Speed Automatic		7-Speed Dual Clutch
Drive System	2-Wheel Drive		2-Wheel Drive
Drive Mode	3 (Comfort, Eco, Sport)		
<b>Suspension</b>			
Front	MacPherson Strut		
Rear	Coupled Torsion Beam Axle		
<b>Brakes</b>			
Front Brake Type	Ventilated Disc 15"		Ventilated Disc 16"
Rear Brake Type	Solid Disc 14"		Solid Disc 15"
<b>Wheels &amp; Tyres</b>			
Wheels	Alloy 17"	Alloy 18"	
Tyres	215/55 R17	235/45 R18	
<b>Safety &amp; Security</b>			
Airbag	6 (Driver, Front Passenger & Side)		
ABS, ESC, VSM, EBD, TCS	Equipped		
Hill-Start Assist Control (HAC)	Equipped		
Down Hill Brake Control (DBC)	Equipped		
ISOFIX	2 (Rear Passenger)		
Parking Assist System	Rear only	Front & Rear	
<b>Hyundai SmartSense</b>			
Blind-Spot Collision Warning (BCW)	-	Equipped	
Rear Cross-Traffic Collision Warning (RCCW)	-	Equipped	
Lane Keeping Assist (LKA)	-	Equipped	
Smart Cruise Control (SCC)	-	Equipped	
Forward Collision Warning (FCW)	-	Equipped	
Forward Collision Avoidance Assist (FCA)	-	Equipped	
Driver Attention Warning (DAW)	-	Equipped	
<b>Audio</b>			
Audio System & Connectivity	7" Touchscreen with MP3 playback, AUX-in, USB, Bluetooth, Apple CarPlay™, Android Auto™ & Voice Recognition		
Speakers	6 Speakers		
Steering Wheel Audio Control	Equipped		

Type	2.0	2.0 Active	1.6 Turbo
<b>Exterior</b>			
Headlamps	Projection Beam (Halogen)	Bi Function Projection Beam (LED) with Static Bending Light	
Foglamps	Rear only	Front & Rear	
Tail Lamps	Bulb Combination	LED Combination	
LED Daytime Running Light	Equipped		
Outside Mirror Electric Control & Auto Folding	Equipped		
Roof Rack	-	Equipped	
Two-Tone Body Color	-	Equipped	
<b>Interior</b>			
Rear Seat Folding System	60 : 40 split back folding		
Seats Materials	Fabric	Leather & Cloth Combi*	Full Leather
Seats Adjustment	Manual (driver & front passenger)	8-way power seats with 2-way lumbar support & Manual adjustment for front passenger	
Power Window	4 Windows, Driver's Side Auto Up and Down with Anti-Pinch		
Boot Space (litre)	361 (VDA)		
Supervision Cluster	Supervision with 3.5 inch TFT LCD	Supervision with 4.2 inch TFT LCD	
Air Conditioning System	Single Zone Manual Control	Single Zone Full Automatic Climate Control	
Inside Rear View Mirror	Day & Night		Electronic Chromic Mirror (ECM)
<b>Comfort &amp; Convenience</b>			
Smart Key with Push Start Button	Equipped		
Auto Light Control	Equipped		
Tyres Pressure Monitoring System	Equipped		
Cup Holders	2 Front, 2 Rear		
USB Ports	2 (1 x for Charging ; 1 x for Connectivity)		
Rear-View Camera	Equipped with dynamic parking guide		
Navigation	Waze/Google Map (Apple CarPlay™/Android Auto™)		
Heads Up Display (HUD)	-	Equipped (Combiner Type)	
Auto Wipers	-	Equipped	
Wireless Charging System	-	Equipped	
Cruise Control	Equipped	Smart Cruise Control (SCC)	
Idle Stop & Go	-	Equipped	
High Beam Assist (HBA)	-	Equipped	

Dealer stamp

*Authorised Hyundai Dealer*

**WHEELEX SDN BHD** (840274-D)

120A, Jalan Tuanku Antah, Seremban, 70100 Negeri Sembilan

Sales Enquiry: 06 – 767 3366

Service Appointment: 06 – 763 3366



HyundaiSeremban