

CRETA





Pictures are for illustration purposes only. Actual units may differ. Terms & conditions apply.

See the spotlight.

CRETA is a breath of fresh air, a stand-out urban warrior. Its stunning visual signature radiates boldness and individuality to complement your active lifestyle. It's time to create your new adventure.



Parametric Jewel pattern grille and concealed LED DRLs



LED rear combination lamp



17-inch alloy wheels

Tech the spotlight.

CRETA's technological features bring comfort, convenience and drivability to a whole new level. Its 10.25-inch Full TFT LCD meter cluster and 8-inch touchscreen infotainment system with wireless connectivity ensure you are connected and informed on the move, always.



8-inch touchscreen infotainment system with wireless Apple CarPlay®, Android Auto™ and Voice Recognition.



10.25-inch full TFT LCD meter cluster



Pictures are for illustration purposes only. Actual units may differ. Terms & conditions apply.



Pictures are for illustration purposes only. Actual units may differ. Terms & conditions apply.

Classy convenience.

CRETA holds no compromises when it comes to convenience. With a tilt- and telescopically-adjustable steering wheel, Electronic Parking Brake with Auto Hold, and single-zone automatic temperature control with rear air-cond vents, CRETA offers mobility that's effortless and fuss-free.



Tilt- and telescopically-adjustable steering wheel



Electronic parking brake with auto hold



Single zone automatic temperature control



Push start button



Rear air-cond vents

Top flexibility & comfort.

With all seats up, CRETA can hold a sizable 416 litres in the boot. If you need more cargo room, simply fold the 60:40-split rear seats down and you're good to go.



Boot space with rear seats up: 416L



Boot space with rear seats folded down: 1384L



Pictures are for illustration purposes only. Actual units may differ. Terms & conditions apply.



Pictures are for illustration purposes only. Actual units may differ. Terms & conditions apply.

Impressive performance.

CRETA delivers smooth, responsive and efficient performance, thanks to its 1.5L Smartstream petrol engine and Intelligent Variable Transmission (IVT). Also, there are no less than four selectable Drive Modes, showing the versatility of CRETA's character.

Smartstream G1.5 Petrol

Intelligent Variable Transmission (IVT)

115 Maximum power
PS/6,300rpm

143.8 Maximum torque
Nm/4,500rpm



Intelligent Variable Transmission (IVT)



Drive Mode Selector



Drive Mode (Eco, Normal, Sport, Smart)

Hyundai SmartSense™



Forward Collision-avoidance Assist (FCA)

This feature warns the driver when the system detects a risk of a front-end collision such as with pedestrians or a vehicle that suddenly slows down or stops. If the collision risk increases after the warning, the system will automatically assist by applying emergency braking.



Lane Following Assist (LFA)

The front camera tracks lane markers and helps keep the vehicle safe in the middle of the lane.



Hill-start Assist Control (HAC)

When starting the vehicle from a stop on an incline, the HAC prevents the accidental rollback that can occur after the brake pedal is released.



Lane Keeping Assist (LKA)

The front view camera detects lane markings (by the roadside) to monitor the vehicle's position in its starting lane. The system will warn the driver when the car leaves the roadside, without using the turn signal and automatically steer the wheel to prevent it from diverting from its current lane.



Rear View Monitor (RVM)

RVM makes sure it is safer when reversing or parking. The rear camera will monitor the rear area of the car.



6-airbag system (Driver, Passenger, Side & Curtain)

This feature serves as a support system. Drivers must stay focused and be careful while driving.



Rear Cross-traffic Collision-avoidance Assist (RCCA)

RCCA will warn the driver when a vehicle in the rear lane is approaching while reversing and applies emergency braking if necessary.




Blind-spot Collision-avoidance Assist (BCA)

BCA monitors your blind spot while driving. When a vehicle is detected in the vicinity of your car, the LED on the rearview mirror will light up, giving a warning and automatically braking if needed.

Exterior colours



Creamy White Pearl




Titan Grey Metallic



Midnight Black Pearl




Galaxy Blue Pearl



Dragon Red Pearl

Interior colours

Black



Fabric



Front Wheel Tread - 1,572

Overall Width - 1,790



Wheelbase - 2,610

Overall Length - 4,315

Overall Height

1,630



Rear Wheel Tread - 1,576

Specifications

Type	PLUS
Drive Train	
Engine	Smartstream G1.5 MPI Inline 4 cylinders
Displacement (cc)	1,497
Bore x Stroke (mm)	75.6 x 83.4
Compression Ratio	10.5
Max Power (PS/rpm)	115 / 6,300
Max Torque (Nm/rpm)	143.8 / 4,500
Max Speed (km/h)	170
Acceleration (0-100km/h) (sec)	12
Transmission	Smartstream IVT
Drive System	2WD (Front Wheel Drive)
Dimension	
O.A.L (mm)	4,315
O.A.W (mm)	1,790
O.A.H (mm)	1,630
Wheelbase (mm)	2,610
Suspension	
Front	MacPherson Strut
Rear	Coupled Torsion Beam Axle (CTBA)
Brakes	
Front Brake Type	Ventilated Disc 15"
Rear Brake Type	Ventilated Disc 14"
Electronic Parking Brake	Equipped with Auto Hold
Wheels & Tyres	
Wheels	Alloy 17"
Tyres	215/60 R17
Spare Tyre	Full Size Steel (215/60 R17)
Audio	
Audio System & Connectivity	8" Touchscreen with MP3 playback, AUX-in, USB, Wireless Apple CarPlay® & Android Auto™ with Voice Recognition
Speakers	4 Speakers + 2 Tweeter
Steering Wheel Audio Control	Equipped
Bluetooth Connectivity	Equipped
Comfort & Convenience	
Smart Key with Push Start Button	Equipped
Remote Start Function	Equipped
Paddle Shift	Equipped
Drive Mode Select	Eco, Normal, Sport, Smart
Rear-View Camera	Equipped with Dynamic Parking Guide
Power Outlet	2 (Center Console, Luggage Side)
USB Port	3 (1 x connectivity, 2 x charging)
Navigation	Waze/Google Map (Android Auto/Apple CarPlay)
Air Conditioner	Single Zone Auto with Rear Aircond Vent

Type	PLUS
Steering	
Steering Type	Rack & Pinion (C-MDPS)
Tilt & Telescopic	Equipped (Manual)
Exterior	
Headlamps	LED Projection
Tail lamps	LED Combination
LED Daytime Running Light	Equipped
Interior	
Seats Materials	Fabric
Leather Steering Wheel & Gear knob	Equipped
Supervision Cluster	Full Digital 10.25 inch TFT LCD
Power Window	Equipped (Driver Auto Up & Down with Safety)
Boot Space- VDA (ℓ)	416 (Seat-up) / 1384 (Folded)
Safety & Security	
Airbag	6 (Driver, Front Passenger, Side & Curtain)
Anti-lock Braking System (ABS)	Equipped
Electronic Stability Control (ESC)	Equipped
Hill-Start Assist Control (HAC)	Equipped
Power Child Lock	Equipped
Parking Assist System	Rear
ISOFIX	2-Rear Right & Left
Hyundai SmartSense™	
Forward Collision-Avoidance Assis (FCA)	Equipped
Conventional Cruise Control	Equipped
Blind-spot Collision-Avoidance Assist (BCA)	Equipped
Lane Keeping Assist (LKA)	Equipped
Lane Following Assist (LFA)	Equipped
Driver Attention Warning (DAW)	Equipped
Leading Vehicle Departure Alert (LVDA)	Equipped
Rear Occupant Alert (ROA)	Equipped
Rear Cross Traffic Collision Avoidance-Assist (RCCA)	Equipped
Safe Exit Warning (SEW)	Equipped
High Beam Assist (HBA)	Equipped

Authorised Hyundai Dealer

WHEELEX SDN BHD [Company No. 840274-D (200801038926)]

120A, Jalan Tuanku Antah, Seremban, 70100 Negeri Sembilan

Sales Enquiry: 06 - 767 3366

Service Appointment: 016 - 879 6643

