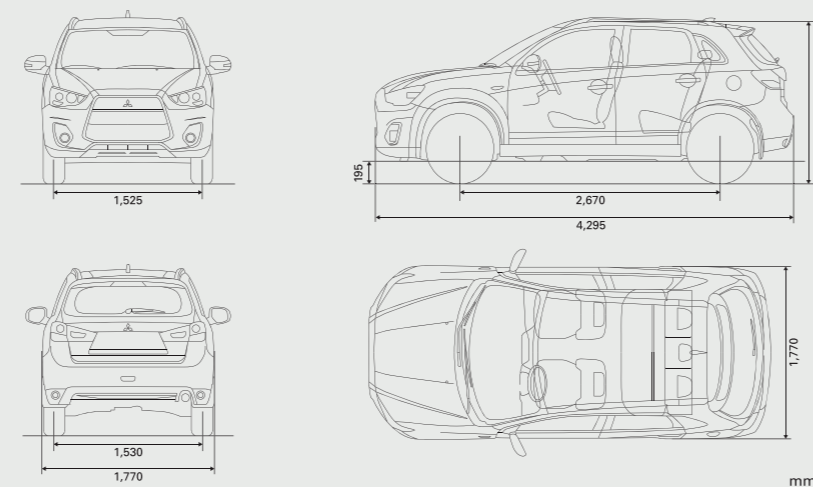


SPECIFICATIONS

VARIANT		4WD	2WD
ENGINE & TRANSMISSION	Type	2.0-litre 16-valve inline-4 DOHC MIVEC	
	Engine Displacement	cc 1,998	
	Transmission	INVECS-III CVT with 6-step Sports Mode	
	Max. Output (EEC Net)	kW (PS)/rpm 110 (150) / 6,000	
	Max. Torque (EEC Net)	Nm (kg-m)/rpm 197 (20.1) / 4,200	
DIMENSION	Fuel Supply Equipment	ECI-MULTI (Electronic Controlled Injection - Multi Point Injection)	
	Fuel Tank Capacity	60	63
	Vehicle Dimension (Length/Width/Height)	mm 4,295 / 1,770 / 1,615	
	Wheelbase	mm 2,670	
	Kerb Weight	1,475	1,375
CHASSIS & SUSPENSION	Gross Weight	kg 1,970	
	Min. Ground Clearance	mm 195	
	Turning Radius	m 5.3	
	Steering	Rack & Pinion (Power Assisted)	
	Suspension	Front MacPherson Strut Coil Springs with Stabiliser	Rear Multi-link Coil Springs with Stabiliser
EXTERIOR FEATURES	Brake	Front Ventilated Disc	Rear Disc
	Tyres & Rims	215/60R17, Alloy	
	Headlamps	Auto Projector (Halogen) With Headlamp Leveling	
	Front Wipers	Auto (Rain Sensors) with Variable Intermitent	
	Front Grille & Bumper	Chrome Grille, Colour Keyed & Black Painted Centre Bumper	Colour Keyed Bumper
INTERIOR FEATURES	Panoramic Sunroof	With	Without
	Daytime Running Lights (DRL)	With	Without
	Door Mirror	Power Adjustable With Turn Signal Lamp & Folding Function	
	Front Fog Lamp	With	
	Rear Fog Lamp	With	
	Antenna	Shark Fin	
	Muffler Cutter	With	Without
	Push Start Button & Keyless Operation System	With	Without
	Keyless Entry	With	
	Air Conditioner	Automatic Climate Control	
	Leather Seats	With	
	Audio	Touch Screen CD with Navigation, MP3, AUX, USB & VAPS (Virtual Acoustic Positioning System)	
	Steering Wheel	Leather-wrapped with Tilt & Telescopic	
	Steering Wheel Audio Control	With	
	Multi-Information Display (MID)	With	
SAFETY	Magnesium Paddle Shifters	With	Without
	Cruise Control	With	Without
	Airbags	Driver & Front Passenger, Side, Curtain with Driver's Knee	Driver & Front Passenger with Driver's Knee
	ABS (Anti-Lock Braking System)	With	
	EBC (Electronic Brake-Force Distribution)	With	
	Active Stability Control	With	Without
	Traction Control	With	Without
	Hill-Start Assist (HSA)	With	Without
	Brake Assist (BA)	With	
	Pre-tensioner & Force Limiter Seatbelts	With	
	Parking Sensors	Front (x2) & Rear (x4)	
	Reverse Camera	With	

DIMENSIONAL VIEWS



COLOURS



Solar White



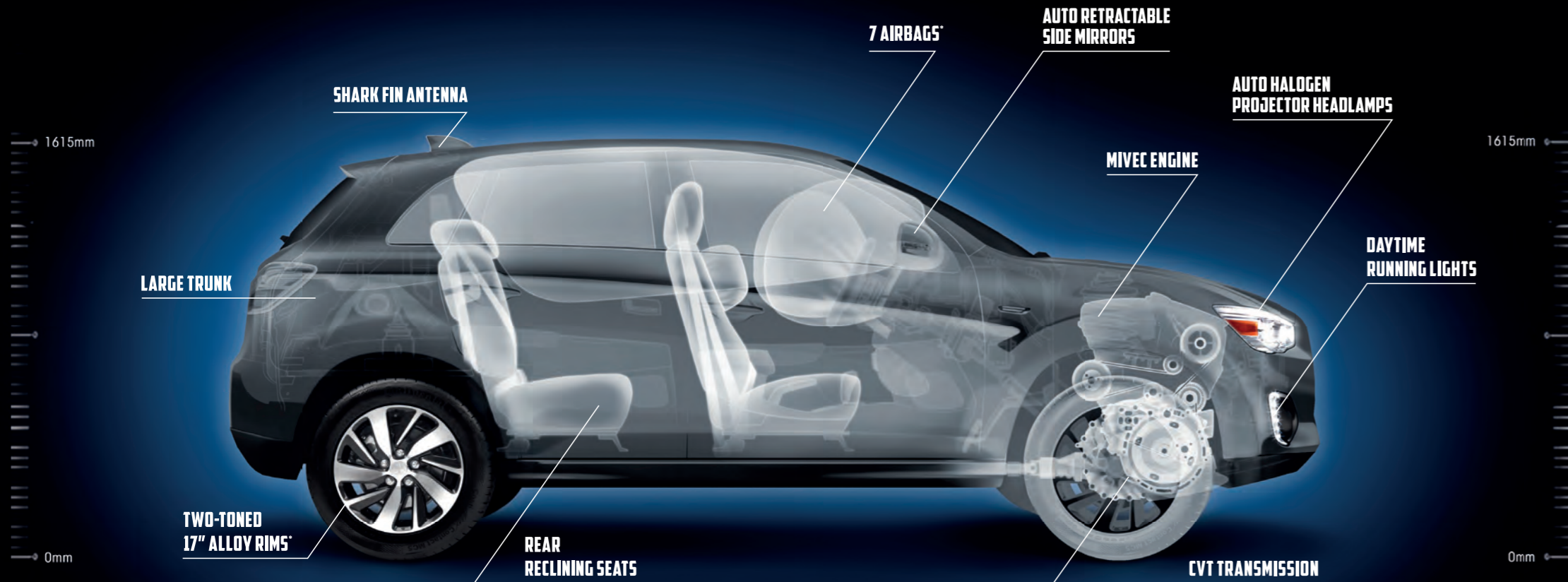
Titanium Grey

5 YEARS UNLIMITED WARRANTY

ASX



MORE THAN MEETS THE EYE



*Available for 4WD variant only.

COMFORT & UTILITY



60:40 SPLIT FOLDABLE REAR SEATBACK



LEATHER SEATS



400 LITRES (VDA) OF TRUNK SPACE

GENUINE OPTIONAL ACCESSORIES

INTERIOR PACKAGE



SCUFF PLATES



SIDE TRAY LIDS



LUGGAGE NET

ADD-ONS



REAR BUMPER PLATE



SIDE WIND DEFLECTORS



CHROME PLATED DOOR MIRROR COVERS

Actual model may vary from image shown. Some equipment may vary according to market. Please consult your local Mitsubishi dealer/distributor for more information.

SAFETY

7 AIRBAGS*

With seven airbags, the ASX gives you and your passengers maximum all-round protection in the event of an accident.



SRS AIRBAG

ACTIVE STABILITY CONTROL*



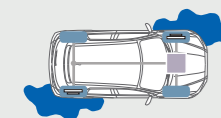
Lateral Rear Wheel Slippage
Brake-force applied to the outer front wheel to prevent spin-out.



Lateral Front Wheel Slippage
Brake-force applied to the inner rear wheel to prevent front-end drift.

TRACTION CONTROL*

When wheel-spin is detected, engine output is restricted and brake-force is applied to the spinning wheels to prevent driving-torque loss.



HILL START ASSIST (HSA)*

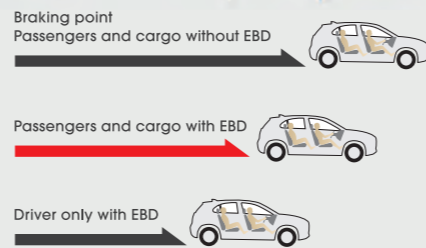
HSA makes it easy to start off on an uphill slope by preventing the vehicle from rolling backwards. It temporarily maintains the braking force before the accelerator is applied.



*Available for 4WD variant only.

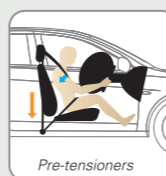
ABS WITH EBD

ABS prevents the wheels from locking up under hard braking while EBD distributes brake-force to all wheels to reduce stopping distances. Comes equipped with brake assist.



SEATBELTS WITH PRE-TENSIONERS AND FORCE LIMITERS

The seatbelts for the front seats are fitted with pre-tensioners that reel in the front occupants in the initial moments of a collision and force limiters gently release the front occupants to reduce risk of injury.




ETACS – ELECTRONIC TIME AND ALARM CONTROL SYSTEM



Lane change turn signal system
Lightly touch the signal lever for three flashes while changing lanes.



Auto door relock system
Not opening any doors within 30 seconds after unlocking it from outside will relock the doors.



Power window timer
After turning the engine off or opening the doors, power windows are operable for 30 seconds.



Auto speed adjustable wipers
In Timing Mode, the wipers operate faster at higher vehicle speeds.



Headlamp auto off function
Once you turn the car off and step out, the headlamps shut off to conserve battery.



15-second interior light delay
After switching off the car, the cabin light remains for 15 seconds to allow scanning for possessions.



Open door alarm
If you start driving while a door is ajar or open, an alarm will sound.

LUXURIOUS INTERIOR



VAPS: Virtual Acoustic Positioning System provides surround stage audio for magnificent interior acoustic experiences.

*Available for 4WD variant only. Actual model may vary from image shown. Some equipment may vary according to market. Please consult your local Mitsubishi dealer/distributor for more information.

PERFORMANCE



MAX OUTPUT
150PS/6,000rpm

MAX TORQUE
197Nm/4,200rpm

BEST-IN-CLASS
TURNING
RADIUS
5.3m



MIVEC ENGINE

The exclusive MIVEC (Mitsubishi Innovative Valve-Timing Electronic Control) technology adjusts intake timing for optimal delivery of power and efficiency across the rev range.



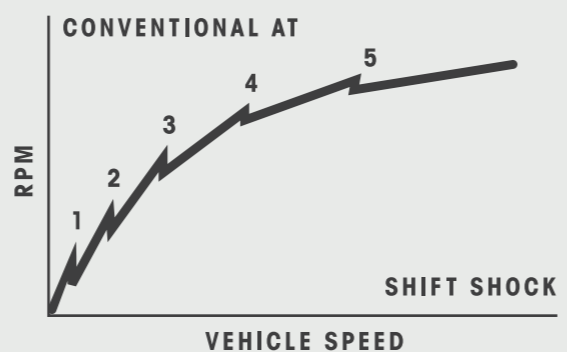
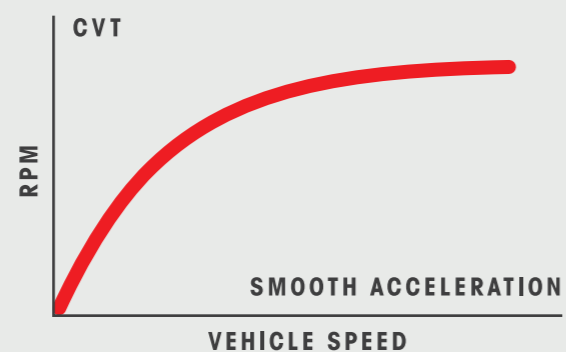
HIGH DRIVING POSITION

Great vantage point from an elevated seat and with the sloping hood design, you get more control. It's even easier to enter and exit the vehicle.

ENHANCED CVT

(CONTINUOUSLY VARIABLE TRANSMISSION)

A new INVECS-III CVT with Sports Mode has been adopted for stronger acceleration at any speed. While this gives you an enhanced driving experience in the ASX, it has also been tuned for fuel-efficiency.

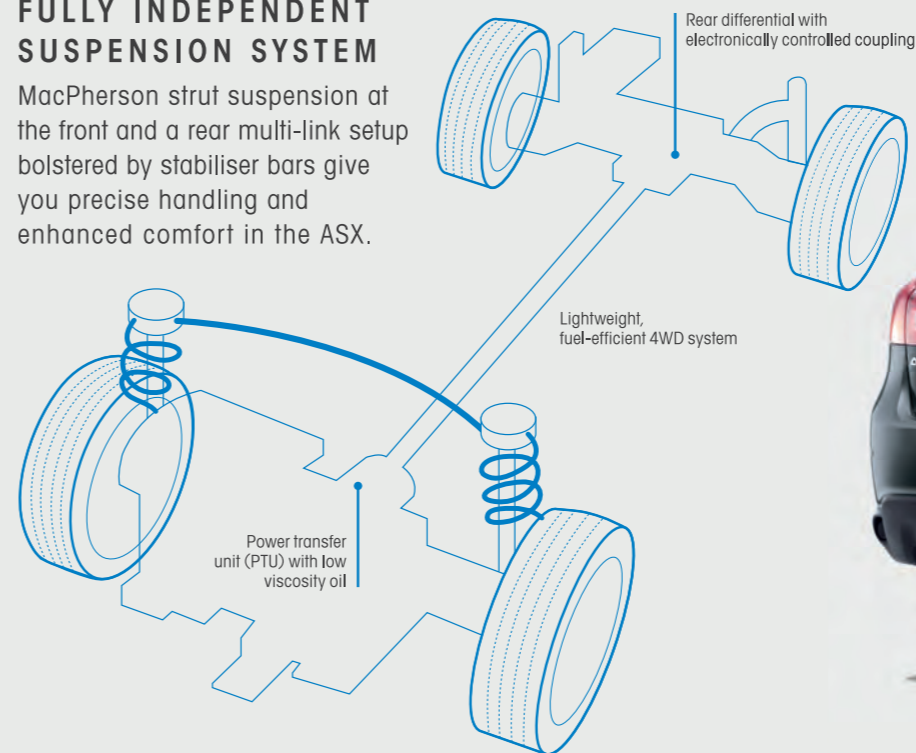


ELECTRONICALLY-CONTROLLED 4WD

Take advantage of the three drive modes available for optimum performance and traction. This allows intelligent management of power and torque in every wheel, while precisely providing each one with enough traction for superior handling in any road condition or driving requirement.

FULLY INDEPENDENT SUSPENSION SYSTEM

MacPherson strut suspension at the front and a rear multi-link setup bolstered by stabiliser bars give you precise handling and enhanced comfort in the ASX.



Actual model may vary from image shown. Some equipment may vary according to market. Please consult your local Mitsubishi dealer/distributor for more information.

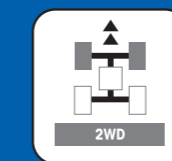


ALL-WHEEL CONTROL BUTTON*

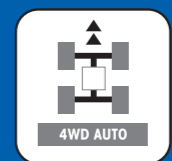
Three drive modes at your fingertips without breaking stride.

*Available for 4WD variant only.

USER-SELECTABLE DRIVE MODES



2WD Mode
For fuel-efficient urban driving, long distance travelling and non-slippery roads.



4WD Auto Mode
Small portion of torque will be transferred to the rear wheels for additional traction if a slip is detected.



4WD Lock Mode
Large portion of torque will be transferred to the rear wheels for more traction if a slip is detected on slippery roads.